



India's **Most Comprehensive** & the **Most Relevant**
Test Series designed according to the latest pattern of exams!



JEE MAIN



JEE ADV.



BITSAT



WBJEE



MHT CET

and many more...

[Click here to join Test Series for 2022](#)

It's time for you to crack upcoming IIT JEE Main & Advanced and other competitive exams with India's Most Trusted Online Test Series. **Many questions at JEE Main 2021 were same/similar to the ones asked in our test series.** That's the power of our test series!

Trusted by **thousands of students**
& **their parents** across the nation

Our result in JEE Main 2021

150+

Got **99+ percentile** (overall)

301

Got **99+ percentile** in one
or more subjects

85%

Improved their score by
25 percentile

89%

Felt **overall confident** after
the test series

[Click here to join Test Series for 2022](#)



FREE Question Bank & Previous Year Questions for



JEE MAIN



JEE ADV.



BITSAT



WBJEE



MHT CET

and many more...



Click on this button



🤖 Why download MARKS?

- 📖 Chapter-wise PYQ of JEE Main, JEE Advanced, NEET, AIIMS, BITSAT, WBJEE, MHT CET etc.
- 📖 Chapter-wise NTA Abhyas questions
- 🎯 Daily practice challenge and goal completion
- 📌 Bookmark important questions and add them to your notebooks
- 👉 Create unlimited Custom Tests

And all this for **FREE**. Yes, **FREE**! So what are you waiting for, download MARKS now.

4.8

Rating on Google Play

30,000+

Students using daily

1,00,000+

Questions available



Click on this button

Simple Harmonic Motion

INTRODUCTION

A particle has oscillatory (vibrational) motion when it moves periodically about a stable equilibrium position. The motion of a pendulum is oscillatory. A weight attached to a stretched spring, once it is released, starts oscillating. Of all the oscillatory motions, most important is called simple harmonic motion (S.H.M.). In this type of oscillatory motion, displacement, velocity, acceleration and force all vary (w.r.t to time) in a way that can be described by either the sine or the cosine function collectively called sinusoids.

In S.H.M. the restoring force acting on the particle is directly proportional to its displacement from the equilibrium position.

$$F \propto x$$

$$F = -Kx$$

K is the constant of proportionality and (-ve) sign shows that the force is always directed toward the mean position.

Using Newton's second law SHM is described by,

$$F = ma = \frac{d^2x}{dt^2} = -kx$$

$$\frac{d^2x}{dt^2} = -\frac{k}{m}x$$

$$\frac{d^2x}{dt^2} = -\omega^2 x$$

$$\text{where, } \omega = \sqrt{\frac{k}{m}} = \text{Angular frequency of SHM.}$$

KINEMATICS OF S.H.M.

A particle has S.H.M. along the axis OX when its displacement x relative to the origin of coordinate system is given as a function of time by the relation.

$$x = A \sin(\omega t + \phi)$$

The quantity $(\omega t + \phi)$ is called the phase angle of the SHM and ϕ is called the initial phase i.e. phase at $t = 0$.

The maximum displacement from the origin A, is called the amplitude of the SHM.

$$\text{Period : } T = \frac{2\pi}{\omega}$$

Frequency : No. of oscillations per unit time

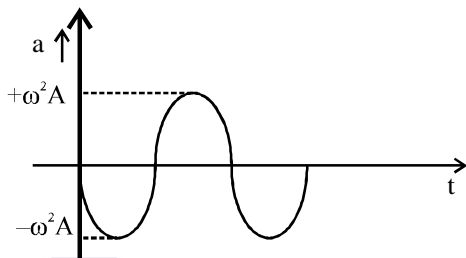
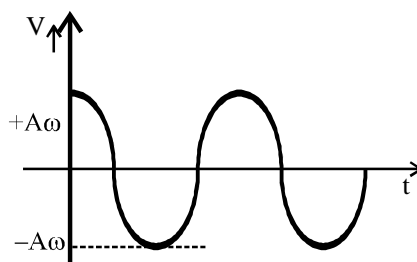
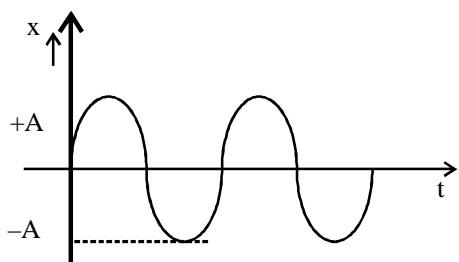
$$\text{Angular frequency : } \omega = \frac{2\pi}{T} = 2\pi\nu$$

$$\text{Velocity: } v = \frac{dx}{dt} = -A\omega \cos(\omega t + \phi) = \omega \sqrt{A^2 - x^2}$$

which varies periodically between the values $+\omega A$ and $-\omega A$

$$\text{Acceleration: } a = \frac{dv}{dt} = -\omega^2 A \sin(\omega t + \phi) = -\omega^2 x$$

and varies periodically between the values $+\omega^2 A$ and $-\omega^2 A$



VELOCITY AND ACCELERATION AS A FUNCTION OF DISPLACEMENT

By definition, the acceleration of a body in S.H.M. is proportional to the displacement. i.e.

$$a = -\omega^2 x$$

$$a = \frac{dv}{dt} = -\omega^2 x$$

$$\Rightarrow \frac{dv}{dx} \cdot \frac{dx}{dt} = -\omega^2 x$$

$$\Rightarrow v \cdot \frac{dv}{dx} = -\omega^2 x \Rightarrow v dv = -\omega^2 x \cdot dx$$

Integrating both sides

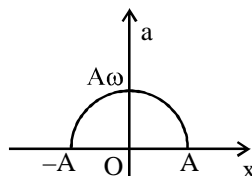
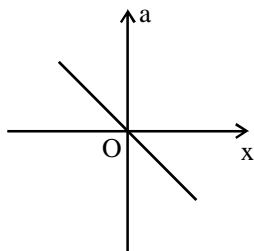
$$\int v dv = -\omega^2 \int x \cdot dx$$

$$\frac{v^2}{2} = -\omega^2 \frac{x^2}{2} + c$$

when $x = 0$, $v = v_{\max} = A\omega$

$$\therefore C = \frac{A^2 \omega^2}{2}$$

$$\therefore \boxed{v = \omega \sqrt{A^2 - x^2}}$$



(a) Slope of the line $= -\omega^2$ (b) Variation of v with x is ellipse

KINETIC ENERGY

The kinetic energy of the particle is

$$K = \frac{1}{2}mv^2 = \frac{1}{2}mA^2\omega^2 \cos^2(\omega t + \phi)$$

and using $x = A \sin(\omega t + \phi)$, we can also express K.E. as

$$K = \frac{1}{2}m\omega^2 A^2 (1 - \sin^2(\omega t + \phi))$$

$$\boxed{K = \frac{1}{2}m\omega^2 (A^2 - x^2)}$$

At $x = \pm A$, $K = K_{\min} = 0$

At $x = 0$, $K = K_{\max} = \frac{1}{2}m\omega^2 A^2$

POTENTIAL ENERGY

To obtain the potential energy, we use the relation.

$$U = -\int_0^x F \cdot dx = -\int_0^x (-Kx) dx$$

$$U = \frac{1}{2}Kx^2 = \frac{1}{2}m\omega^2 x^2$$

At $x = \pm A$, $U = U_{\max} = \frac{1}{2}m\omega^2 A^2$

At $x = 0$, $U = U_{\min} = 0$

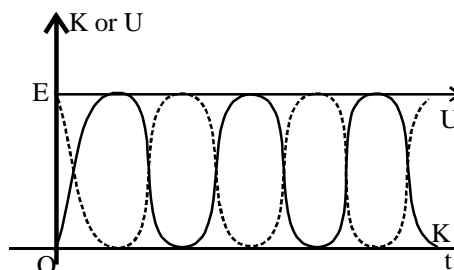
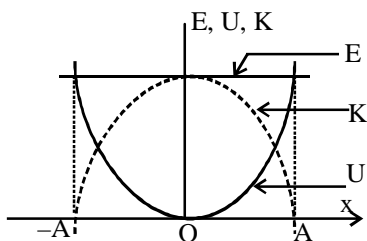
TOTAL ENERGY

Total Energy E

$$E = K + U = \frac{1}{2}m\omega^2 (A^2 - x^2) + \frac{1}{2}m\omega^2 x^2$$

$$\boxed{E = \frac{1}{2}m\omega^2 A^2}$$

which is a constant quantity. This was to be expected since the force is conservative.



TIME PERIOD AND FREQUENCY OF S.H.M.

Linear S.H.M.

$$F = -kx$$

$$ma = -kx$$

$$a = -\frac{k}{m}x$$

$$= -\omega^2 x$$

$$\therefore \omega = \sqrt{\frac{k}{m}}$$

$$\frac{2\pi}{T} = \sqrt{\frac{k}{m}}$$

$$\therefore T = 2\pi\sqrt{\frac{m}{k}}$$

Angular SHM

$$\tau = -k\theta$$

$$I\alpha = -k\theta$$

$$\alpha = -\frac{k}{I}\theta$$

$$\alpha = -\omega^2\theta$$

$$\therefore \omega = \sqrt{\frac{k}{I}}$$

$$\frac{2\pi}{T} = \sqrt{\frac{k}{I}}$$

$$\therefore T = 2\pi\sqrt{\frac{I}{k}}$$

General Formula therefore for Time period is $T = 2\pi\sqrt{\frac{\text{Inertia factor}}{\text{Force factor}}}$

SPRING MASS SYSTEM

(i) SERIES COMBINATION

Two springs are said to be series when both are stretched with the same force F and the total displacement is the sum of individual deformation of each spring i.e.

$$F = k_1 x_1 = k_2 x_2$$

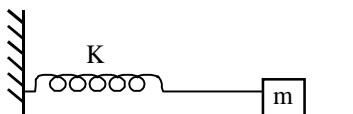
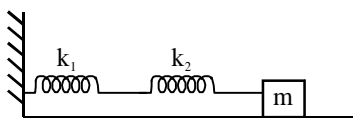
$$x = x_1 + x_2$$

where x_1 and x_2 are deformations in the springs of constants k_1 and k_2 respectively.

Equivalent stiffness of the spring is given by

$$\frac{1}{k} = \frac{1}{k_1} + \frac{1}{k_2}$$

and $T = 2\pi\sqrt{\frac{m}{k}}$



(ii) PARALLEL COMBINATION

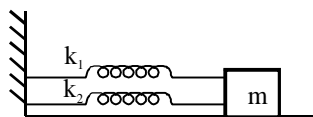
Two springs are said to be in parallel when both are stretched to the same deformation x and the total force F they exert on the block is equal to the sum of the individual forces. i.e.

$$x_1 = x_2 = x$$

$$F = F_1 + F_2 = (k_1 + k_2)x$$

$$\therefore K = (k_1 + k_2)$$

$$T = 2\pi\sqrt{\frac{m}{K}}$$



RELATION BETWEEN STIFFNESS AND LENGTH OF THE SPRING

The stiffness K of a spring is inversely proportional to its length l .

$$K \propto \frac{1}{l}$$

If a spring of stiffness K and length l is cut into two parts of length l_1 and l_2 , then the stiffness k_1 and k_2 of each part are given as

$$\frac{k_1}{k_2} = \frac{l_2}{l_1}$$

$$k_1 = \left(\frac{l_1 + l_2}{l_1} \right) K$$

$$k_2 = \left(\frac{l_1 + l_2}{l_2} \right) K$$

PENDULUMS

- (i) Simple Pendulum: For small oscillations, the time period of a simple pendulum is given by

$$T = 2\pi \sqrt{\frac{l}{g}}$$

The time period is independent of mass.

- (ii) If the time period of a simple pendulum is 2 seconds, it is called seconds pendulum.
 (iii) If the length of the pendulum is large, g no longer remain vertical but will be directed towards the centre of the earth and then time period.

$$T = 2\pi \sqrt{\frac{l}{g \left(\frac{1}{1} + \frac{1}{R} \right)}}$$

R = radius of the earth

(a) If $l \ll R$, $\frac{1}{1} \gg \frac{1}{R}$ and $T = 2\pi \sqrt{\frac{l}{g}}$

(b) If $l \gg R$, $\frac{1}{1} \ll \frac{1}{R}$ and $T = 2\pi \sqrt{\frac{l}{g}} = 84.6 \text{ min}$

- (iv) Time period of a simple pendulum depends on acceleration due to gravity. Then

$$T = 2\pi \sqrt{\frac{l}{|g_{\text{eff}}|}} \quad \text{where } \frac{1}{g_{\text{eff}}} = \frac{1}{g} - \frac{1}{a}$$

- (a) If a simple pendulum is in a carriage which is accelerating with acceleration $\frac{1}{a}$, upwards, then

$$g_{\text{eff}} = g + a$$

$$T = 2\pi \sqrt{\frac{l}{a + g}}$$

- (b) If the carriage is moving downwards.

$$g_{\text{eff}} = g - a$$

$$T = 2\pi\sqrt{\frac{l}{g-a}}$$

(c) If the carriage is in horizontal direction, then

$$g_{\text{eff}} = \sqrt{a^2 + g^2}$$

$$T = 2\pi\sqrt{\frac{l}{\sqrt{a^2 + g^2}}}$$

(d) In a freely falling lift $g_{\text{eff}} = 0$, $T = \infty$, i.e. pendulum will not oscillate.

(e) If in addition to gravity, one additional force $\frac{1}{F}$ (e.g. electrostatic force $\frac{1}{F_e}$) is also acting on the bob,

$$\text{then in that case, } \mathbf{g}_{\text{eff}} = \mathbf{g} + \frac{\mathbf{F}}{m}$$

PHYSICAL PENDULUM

A physical pendulum is an extended body pivoted about point O, which is at a distance d from its centre of mass. For small angular displacement θ , the restoring torque is given by

$$\tau = -mgd \sin \theta = -mgd\theta$$

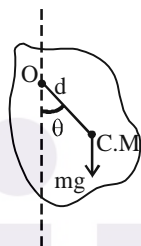
Using Newton's second law

$$I \frac{d^2\theta}{dt^2} = -mgd\theta$$

$$\Rightarrow \frac{d^2\theta}{dt^2} = \frac{-mgd}{I} \theta$$

Time period

$$T = 2\pi\sqrt{\frac{I}{mgd}}$$

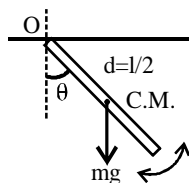


Some Special Cases

(a) A rod of mass m and length l suspended about its end.

$$\text{Hence, } d = \frac{l}{2}, \quad I = \frac{ml^2}{3}$$

$$\therefore T = 2\pi\sqrt{\frac{2l}{3g}}$$



(b) Fig. shows a ring of mass m and radius R , pivoted at a point O on its periphery. It is free to rotate about an axis perpendicular to its plane.

Here, $d = R$ and

$$I = 2mR^2$$

$$\therefore T = 2\pi\sqrt{\frac{2R}{g}}$$

